
CubeSail Displaced Orbit Design for Near Earth Object Observation

Yang Yang¹, Xiaokui Yue¹, Yong Li³, Andrew G. Dempster², Chris. Rizos³

¹School of Astronautics, Northwestern Polytechnical University, Xi'an, China

²School of Electrical Engineering & Telecommunications, University of New South Wales, Sydney, Australia

³School of Civil & Environmental Engineering, University of New South Wales, Sydney, Australia

Email address:

yyinfeixiong@gmail.com (Yang Yang)

To cite this article:

Yang Yang, Xiaokui Yue, Yong Li, Andrew G. Dempster, Chris. Rizos. CubeSail Displaced Orbit Design for Near Earth Object Observation. *American Journal of Aerospace Engineering*. Vol. 2, No. 1, 2015, pp. 1-5. doi: 10.11648/j.ajae.20150201.11

Abstract: Microsatellites known as “CubeSats” have recently been developed to enable comparatively inexpensive and timely access to space for small payloads. As a new standard for small satellites, the CubeSat has shown great promise for space applications such as earth observation, planetary science and space physics mission. In this paper a “CubeSail” mission – a CubeSat deployed with a solar sail – for near earth object (NEO) observation is introduced. It is important to observe a NEO which may intersect or pass close to earth space before instigating any procedure for hazard avoidance. Furthermore, close observation of NEO may also be important for exploiting the new resources and exploring new living environment in outer space. This paper describes the concept of a large numbers of CubeSails deployed in the vicinity of the NEO for observation purposes. The dynamic model of the NEO-centred displaced orbit in space is analysed. The solar radiation pressure on the sail can be utilised as propulsion to compensate for third body gravitational perturbation. To maintain the relative motion/position between a CubeSail and the NEO, periodic initial conditions are searched, which also must satisfy some observation mission constraints. A simulation study is carried out using the near earth asteroid Apophis 99942, discovered in recent years.

Keywords: CubeSail, Multi-Object Global Optimisation, Relative Motion, Apophis 99942

1. Introduction

The original concept of a “CubeSat” was proposed by Bob Twiggs of Stanford University, California, USA (currently at Morehead State University, Kentucky, USA) and Jordi Puig-Suari of California Polytechnic University at San Luis Obispo, California, USA in 1999^[1]. The CubeSat’s low cost, short development period and global user community, combined with its value as a teaching tool, has made this a new standard for small satellites. CubeSat, as the name implies, is a cube-shaped satellite with a 10 cm×10 cm×10 cm volume having a mass no greater than 1 kg. This standard size is termed 1 unit (U). CubeSats are often configured in 1.5U, 2U, 3U and 6U sizes, maintaining the 1U shape^[2]. In recent years CubeSats have attracted great interest for space applications such as Earth observations, planetary science and space physics missions. QB50 is a proposed international space network of 50 CubeSats for multi-point, in-situ measurements in the lower thermosphere and for re-entry research^[3]. And the Surrey Space Centre is currently

developing a nano-solar sail mission based on the 3U CubeSat standard^[4]. One of the primary objectives of the “CubeSail” mission is to demonstrate deployment of a 25 m² solar sail for one year deployment in a low Earth orbit (LEO). NanoSail-D, a recent NASA mission that demonstrated successful deployment of a solar sail in LEO, is similar to the CubeSail project^[5]. Both make use of the 3U CubeSat platform, and both have four-quadrant square sails supported by metallic booms. What’s more, ideas of launching CubeSats into deep space and “beyond low earth orbit” orbits have been proposed more recently. Pergola introduced an innovative space mission devoted to the survey of the small Earth companion asteroid by means of nano platforms^[6].

A near Earth object (NEO) is an asteroid or comet with an orbit that intersects or passes near that of the Earth. The growing interest in these objects has led to an increasing number of missions to study NEOs, such as the sample return mission Hayabusa of JAXA^[7], impact or mission Deep Impact of NASA^[8] and possible deflector demonstrator mission Don Quixote of ESA^[9]. Also many research work has been focusing on redirecting or deflecting the orbit of

orbit; m_A , m_S are the mass of the NEO and the Sun, respectively. For the Apophis 99942 near Earth asteroid, $r_{lim} \approx 1.5592 \times 10^3 m$. Three equations mentioned above are necessary to be considered in the initial value search for the dynamic equations (Eq. (1)) of the CubeSail.

Above all, the initial conditions should satisfy the periodicity so as to ensure that fuel for the formation maintenance is conserved, hence extending the life of the CubeSat. The formula for the periodicity limitation is:

$$\min J_{D0} = \sqrt{(x_T - x_0)^2 + (y_T - y_0)^2 + (z_T - z_0)^2} \quad (5)$$

In this paper, the Matlab[®] Optimization Tool is used to execute the above multi-objective optimisation, in which the solver adopts the Genetic Algorithm. A family of optimal results can be obtained as the Pareto results. One set of initial values is chosen according to Eq. (5) for one CubeSail in the displaced orbit:

$$X^{opt} = \begin{bmatrix} x_0 = -365.95m \\ y_0 = 663.20m \\ z_0 = 1511.52m \\ v_{x0} = 1.9257 \times 10^{-4} m/s \\ v_{y0} = 1.7214 \times 10^{-4} m/s \\ v_{z0} = -1.3970 \times 10^{-4} m/s \end{bmatrix} \quad (6)$$

4. Solar Radiation Pressure for Thrust Compensation

When considering the third body gravity effect from the NEO, extra propulsion should be added to maintain the CubeSat orbit. The solar radiation pressure on the solar sail of the CubeSat can provide some valid thrust. Assume a spherical and homogenous gravity field for the asteroid, a more precise relative dynamics equation is:

$$\mathbf{u}_{pert} = \mu_A \left(\frac{\rho}{\rho^3} - \frac{T_I^H \mathbf{r}_A^I}{r_A^3} \right) + \frac{\mathbf{F}_{SRP}}{m_A} \quad (7)$$

Here $\rho = \sqrt{x^2 + y^2 + z^2}$ is the relative distance between the CubeSail and the NEO; μ_A is the gravity constant of the NEO; and $\mathbf{F}_s = [F_{SRPx} \ F_{SRPy} \ F_{SRPz}]^T$ is the force vector due to the solar radiation pressure on the sail. The transformation matrix between the initial and Hill frames is:

$$T_I^H = \mathbf{R}_3(\omega_A + f_A) \mathbf{R}_1(I_A) \mathbf{R}_3(\Omega_A) \quad (8)$$

where the \mathbf{R}_1 , \mathbf{R}_3 denote the rotation matrix along the x-axis and z-axis, respectively. Some artificial equilibrium points exist where both the acceleration and the velocity are zero, namely $[\dot{x} \ \dot{y} \ \dot{z}]^T = \mathbf{0}_{3 \times 1}$, $[\ddot{x} \ \ddot{y} \ \ddot{z}]^T = \mathbf{0}_{3 \times 1}$, and obtained by a search in the solution domain^[15]. An important

parameter of the CubeSail design is the area of the solar sail. Currently a $5m \times 5m$ CubeSail has been developed by the Surrey Space Centre and has completed testing for ground deployment^[3]. For the simulations described in this paper, this value for the sail area is used. The force due to the solar radiation pressure is given by the following model. In order to observe the NEO, the CubeSail is assumed to point towards the NEO, which leads to an angle α between the Sun light vector \mathbf{los} and the solar radiation force direction \mathbf{n} (see Figure 3). The force is expressed in Eq. (9).

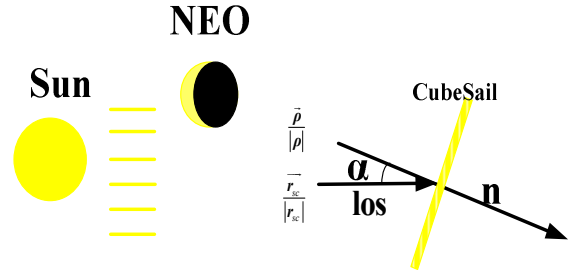


Fig. 3. The sun light vector on the solar sail.

$$\begin{aligned} \mathbf{F}_{SRP} &= \sigma_s P_{SR} A \cos^2 \alpha \mathbf{n} \\ P_{SR} &= \frac{P_0}{c} \left(\frac{A_u}{\rho} \right)^2 \\ \alpha &= \pi - \arcsin \frac{\rho \cdot \mathbf{r}_{sc}}{|\rho| \cdot |\mathbf{r}_{sc}|} \\ \mathbf{n} &= \frac{\rho}{|\rho|} \end{aligned} \quad (9)$$

where σ_s is the efficiency of the solar sail; P_{SR} is the radiation pressure at the CubeSail surface (N/m^2); A is the Sun-facing cross-sectional area (m^2); A_u is the astronomical unit ($1.4959787 \times 10^{11} m$); P_0 is the intensity of solar radiation (w/m^2); c is the speed of light (m/s).

5. Simulation and Results

Apophis 99942 is a near Earth asteroid discovered in 2004, which will pass close to the Earth in 2029, may pose subsequent impact threats in 2036, 2037 or later^[16]. This paper will discuss the challenge of Apophis observation using CubeSail concept. The orbital parameters of the Apophis are listed in the Table 1.

Table 1. Estimated and observed orbital parameters of Apophis 99942^[17].

Orbital Elements		Measurements
Semi-major axis	a	0.922300 AU
Eccentricity	e	0.191076
Inclination	i	3.33196°
Right Argument of Ascending	Ω	204.430410°
Argument of periapsis	ω	126.424477°
Period	T	323.596917d
Mean motion	n	1.112745°/d

According to the initial conditions in Eq. (6), the CubeSail orbit is propagated to verify the periodicity of the relative motion. The initial epoch for the Apophis is 13:37:00 on 13 April, 2031, which is 5 years ahead of the potential impact. The simulation time lasts for 5 orbital periods of the Apophis NEO. The relative motion is illustrated in Figure 4. It is periodic, closed and bounded.

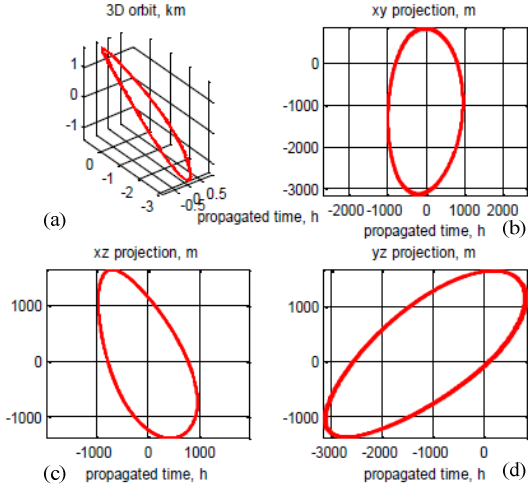


Fig. 4. Relative orbit between the CubeSail and the NEO.

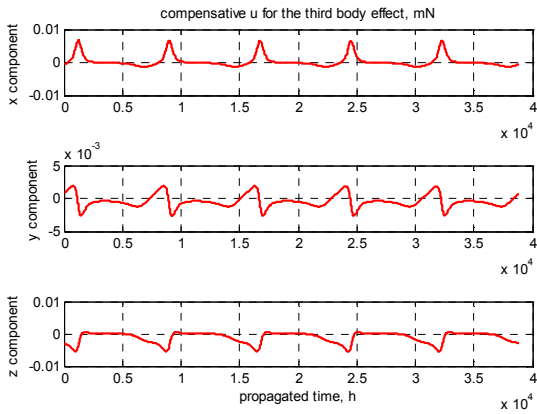


Fig. 5. Third body gravity perturbations due to the NEO.

As discussed above, third body gravity perturbations on the CubeSails cannot be ignored, as they will damage the periodicity of the relative motion and cause the orbit to drift. Figure 5 shows the extra thrust needed for the third body gravity perturbations from the NEO for the three axes with the order of 1mN. For the CubeSails, the solar radiation pressure can be used as positive continuous thrust to compensate for the third body gravity perturbations. Using Eq. (9), the accelerations induced by the solar radiation pressure can be calculated. The components of solar radiation pressure acceleration are shown in Figure 6, from which one can see that the solar radiation pressure is one order of magnitude greater than the third body gravity perturbations, indicating that it is possible to compensate for these perturbations if the spacecraft attitude (relative to the Sun)

are appropriately selected and controlled. The total disturbing forces in the three directions are shown in Figure 6.

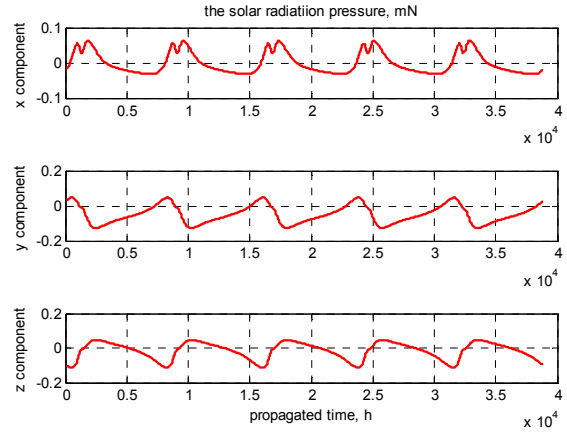


Fig. 6. The solar radiation pressure perturbation.

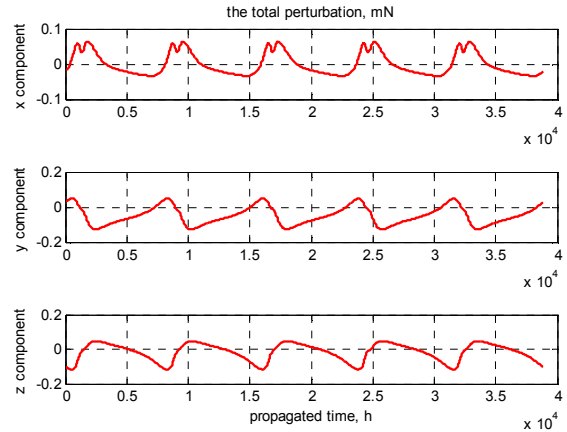


Fig. 7. The total perturbation.

6. Concluding Remarks

This paper presented a concept of NEO observation using a proposed Cube Sail spacecraft flying near the NEO. The NEO-centred displaced orbit mechanics was analysed. The initial conditions were searched using a multi-object goal genetic optimisation algorithm. A precise dynamic model for the Cube Sail relative to the NEO was defined, and the solar radiation pressure and the third body gravity perturbations were discussed. Utilising the solar radiation pressure as a form of propulsion for CubeSats shows great potential.

Acknowledgement

China Scholarship Council (CSC) is gratefully acknowledged for supporting the author's visiting period at the School of Surveying and Geospatial Engineering, the University of New South Wales. Also the author appreciates the help from the researchers in the Australian Centre for Space Engineering Research.

References

- [1] Pang, A.S.-K. and B. Twigg, Citizen Satellites. *Scientific American*, 2011. 304(2): p. 48-53.
- [2] Shiroma, W., et al., CubeSats: A bright future for nanosatellites. *Central European Journal of Engineering*, 2011. 1(1): p. 9-15.
- [3] Gill, E., et al. Formation Flying to Enhance the QB50 Space Network. 2010.
- [4] Lappas, V., et al., CubeSail: A low cost CubeSat based solar sail demonstration mission. *Advances in Space Research*, 2011. 48(11): p. 1890-1901.
- [5] Johnson, L., et al., Status of solar sail technology within NASA. *Advances in Space Research*, 2011. 48(11): p. 1687-1694.
- [6] Pergola, P., Small satellite survey mission to the second Earth moon. *Advances in Space Research*, 2013. 52(9): p. 1622-1633.
- [7] Kawaguchi, J.i., A. Fujiwara, and T. Uesugi, Hayabusa—Its technology and science accomplishment summary and Hayabusa-2. *Acta Astronautica*, 2008. 62(10–11): p. 639-647.
- [8] A'Hearn, M., et al., Deep impact: excavating comet Tempel 1. *Science*, 2005. 310(5746): p. 258-264.
- [9] Gálvez, A. and I. Carnelli, ESA'S DON QUIJOTE MISSION: AN OPPORTUNITY FOR THE INVESTIGATION OF AN ARTIFICIAL IMPACT CRATER ON AN ASTEROID. 2006.
- [10] Eneev, T.M., R.Z. Akhmetshin, and G.B. Efimov, On the asteroid hazard. *Cosmic Research*, 2012. 50(2): p. 93-102.
- [11] Gates, M. and L. Johnson, NASA's Asteroid Redirect Mission, in *Handbook of Cosmic Hazards and Planetary Defense*, F. Allahdadi and J.N. Pelton, Editors. 2014, Springer International Publishing. p. 1-7.
- [12] Sugimoto, Y., et al., Hazardous near Earth asteroid mitigation campaign planning based on uncertain information on fundamental asteroid characteristics. *Acta Astronautica*, 2014. 103(0): p. 333-357.
- [13] McInnes, C.R., Solar sail mission applications for non-Keplerian orbits. *Acta Astronautica*, 1999. 45(4-9): p. 567-575.
- [14] McInnes, C.R., Passive Control of Displaced Solar Sail Orbit. *Journal of Guidance, Control, and Dynamics*, 1998. 21(6).
- [15] Vasile, M., A multi-mirror solution for the deflection of dangerous NEOS. *Communications in Nonlinear Science and Numerical Simulation*, 2009. 14(12): p. 4139-4152.
- [16] Ferraz-Mello, S. and J. Fernández, Potential impact detection for near-Earth asteroids: The case of 99942 Apophis (2004 MN4). 2005.
- [17] Vasile, M., C.A. Maddock, and G. Radice. Mirror formation control in the vicinity of an asteroid. in *AIAA/AAS Astrodynamics Specialist Conference and Exhibit*. 2008. Honolulu, Hawaii.